

2021

STATE OF
DOWNTOWN
DURHAM
SUMMIT

THE WAY FORWARD

SNAPSHOT

Downtown
DURHAM
★Find Your Cool★



Investment

2 billion since 2000

207M last year

189M private

18M public

Private
\$1.4B

Public
\$640M



Office


3.8 million
sq.ft.

240k last year

515k in pipeline

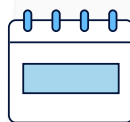
286k coworking

88% occupancy



47.6%

Bachelor/Graduate Degree



34.6

Median Age



\$67,445

Average Household Income

Within 1 square mile. Source: ESRI

Retail & Hospitality

173

**Shops &
Restaurants**

27 new

2 relocations/expansions

14 in pipeline

150k retail space in pipeline

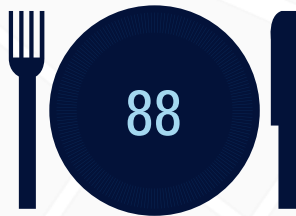
716 hotel rooms



Bars



Retail



Restaurants

88



Residential

4,300

Units

800 last year

2,030 in pipeline

9,200 residents

Affordable Housing

877*

Units

82 last year

457 in pipeline*

*Within and immediately adjacent to downtown.



Out and About

1.6M+

**event attendees
annually (2019)**

**Most
Walkable**

**EPA National
Walkability Index**

Downtown Durham, Inc.
thanks our Partners in Progress for their vision and support.

PLATINUM PARTNERS



GOLD PARTNERS



SILVER PARTNERS



BRONZE PARTNERS

ACME PLUMBING • ALLIANCE ARCHITECTURE • CUSHMAN WAKEFIELD • THE DURHAM HOTEL
EMERSON LAND PLANNING • EVOKE STUDIO • THE INSTITUTE • LENNOX & GRAE
MAVERICK PARTNERS • REAL ESTATE ASSOCIATES • TALBERT BUILDING SUPPLY • WOODCREST INVESTMENTS

And a very special thank you to our public sector partners.

